MONTHLY
Newsletter
CANADIAN INTERNATIONAL SCHOOL BANGLADESH

Volume 21, Issue 3 October 2026

Mission

"Through the promotion of academic excellence, CISB strives to develop individuals for our society who, through understanding, tolerance, and respect, will help to create a better world community. We aim to create a safe place where children become lifelong learners, where excellence is tempered with compassion, and where success is moderated by spiritual understanding."

Vision

"Betterment of Self for Society"

Spelling Bee











The CISB Student Council organized a spelling bee competition with participants divided into three groups. Winners from each group received exciting prizes, including a novel and a certificate of achievement.
To appreciate everyone's participation and effort, all participants also received a small gift.

Important Dates:

October 5 : Groundbreaking Ceremony of CISB

November 8-12: Exams (Gr 1-12)

November 18: Report Cards will go home

November 26: PD Day, school closed









11/10/26
Spelling

















University Visit























Representatives from renowned universities and educational institutions from the USA, Canada, the UK, Japan, Malaysia, and various European countries visited CISB to interact with students and provide valuable guidance on higher education opportunities abroad. They shared information about university admission procedures, available academic programs, scholarships, eligibility requirements, and future career prospects. The visit offered students an excellent opportunity to explore international study options, receive firsthand guidance from university representatives, and take informed steps toward pursuing higher education overseas.

Preschool













Junior Kindergarten students learned about different times of the day—morning, afternoon, evening, and night—and how we follow a daily routine, including activities typically done during each part of the day and meals like breakfast in the morning, lunch in the afternoon, snacks in the evening, and dinner at night. Through fun and engaging activities, students practiced talking about how they spend their day and describing their daily routines from morning to night.











Preschool students explored different food items, such as fruits, vegetables, milk, sweets, burgers, and fries, and learned to distinguish between nutritious foods and those we should eat only occasionally.

Through coloring, identifying, and sorting the food items, they developed their understanding of healthy eating habits while practicing their observation, classification, and fine motor skills. The activity also encouraged them to make healthier food choices in their daily lives

Grade 1
















Making a calculator

Students learned about calculators and that it helps with number operations (addition, subtraction, multiplication and division). They made one for their class with a display that can be cleaned so we that they can reuse the screen again and use it like a math game.










Students threw dice 20 times and noted their results and tallied it.

With the experiment they saw the result varied for everyone and that the dice experiment is random it doesn't have any definite outcome. They learned how to tally.

Grade 3








Poetry – Healthy Food

As part of our Health and Fitness activities, Grade 3 students explored the creative side of English by writing poems about healthy food. They used their imagination and developing language skills to express the importance of eating nutritious foods, such as fruits, vegetables, and other healthy choices. Through this activity, students practised using rhyming words, descriptive language, and creative expressions to make their poems interesting and meaningful. They also had fun reciting their poems in class while exploring rhythm.











Grade 3 students explored the exciting concept of probability through a fun and interactive dice activity. They rolled dice, recorded their results using tally marks, and compared how often each number appeared. Through this hands-on experience, students developed their skills in collecting, organising, and interpreting data. They also learned important probability terms such as likely, unlikely, equally likely, certain, and impossible, using them to make predictions and explain the chances of different outcomes.











Grade 3 students became young scientists as they investigated the question, "Which Car Will Travel Further?" Through this exciting hands-on experiment, students explored how energy can cause movement and how the height of a ramp can affect how far a toy car travels.

The students tested their toy cars using ramps of different heights, made predictions, observed the cars' movements, and measured the distances travelled. They recorded their results and compared their findings to see which car travelled the furthest. This investigation encouraged students to think scientifically, work collaboratively, and understand the importance of making observations and collecting evidence.

Grade 4











Our Grade 4 students explored the fascinating world of sound through an exciting science project! They investigated volume and pitch and learned how scientists conduct fair tests by identifying the independent variable, dependent variable, and control variables.

Through research, experimentation, and creative presentation, students strengthened their scientific thinking, observation, and inquiry skills.
Learning about sound, one vibration at a time!








Grade 4 students became young sound scientists as they designed and created their own musical instruments! They made paper cup telephones, guitar-like string instruments, and drums using plastic and metal cans.

They experimented with vibrations, materials, pitch, and sound, carefully observed the results, and recorded their findings in a science report.

A wonderful hands-on experience where creativity met scientific discovery!

Grade 5/6

















Grade 5 & 6 students explored the important topic of Migration and Urbanisation through an engaging digital project. They researched push and pull factors, rural-to-urban migration, and the growth of cities, then created informative digital posters and confidently presented their findings.

Through this project, students strengthened their research, critical thinking, communication, and presentation skills while gaining a deeper understanding of how migration shapes communities and cities.








Grade 5 students conducted hands-on experiments to investigate the different signs of chemical reactions. They observed changes such as colour change, gas production, temperature change, the formation of new substances and many more. Through these experiments, students learned how to identify evidence that a chemical reaction may have occurred and distinguish chemical changes from physical changes. The activity encouraged scientific observation, critical thinking, and curiosity while helping students connect scientific concepts with real-life examples.





Grade 6 students designed a 3D model to represent the water cycle. Through this project, students learned about the different stages of the water cycle, including evaporation, condensation, precipitation, and collection.
They understood how water continuously moves between the Earth's surface and the atmosphere.
By creating a 3D model, they were able to visually demonstrate and explain how each stage is connected in the water cycle.

















Students created sentences using randomly selected words from their Cambridge English Learner's Books. This engaging activity encouraged students to think creatively, use their imagination, and construct meaningful sentences on the spot. It also helped them improve their vocabulary, strengthen their understanding of sentence structure, and develop confidence in expressing their ideas clearly and effectively.

Grade 7











Grade 7 students conducted an experiment to investigate the production of heat by yeast during respiration. They learned that yeast carries out respiration and releases energy, some of which is transferred to the surroundings as heat. By observing and recording temperature changes, students developed their understanding of respiration and how energy is released during the process. The experiment also helped them practise scientific skills such as making observations, recording results, and drawing conclusions from evidence. This hands-on activity helped students connect the concept of respiration with a measurable change in temperature.





Our Grade 7 students recently took their math lessons into health and nutrition project. They used ratios and unit rates to compare hidden sugars in everyday packaged drinks with fresh fruit. Working in teams, they solved proportions, scaled up smoothie recipes, and turned their findings into colorful posters. It was a fun, practical way to see how classroom math connects directly to real-life healthy choices.

Grade 8











Grade 8 Biology students conducted a hands-on experiment to test a leaf for the presence of starch, helping them understand the relationship between photosynthesis and food production in plants. They carefully prepared the leaf and added iodine solution to observe the colour change, which indicates the presence of starch.

Through this investigation, students learned how to use a chemical test to identify starch and interpret experimental results. The activity strengthened their practical laboratory skills and helped them understand how plants produce and store food through photosynthesis.









As part of their Biology learning, Grade 8 students explored the carbon cycle through a poster presentation.

They learned how carbon moves between the atmosphere, living organisms, soil, oceans, and other parts of the environment through processes such as photosynthesis, respiration, decomposition, and combustion. They also understood the important role of the carbon cycle in maintaining balance in ecosystems and how human activities can affect it. Through creating and presenting their posters, students developed their research, communication, and scientific-thinking skills.

This activity helped students understand how carbon is continuously recycled in nature and why maintaining this balance is important for life on Earth.

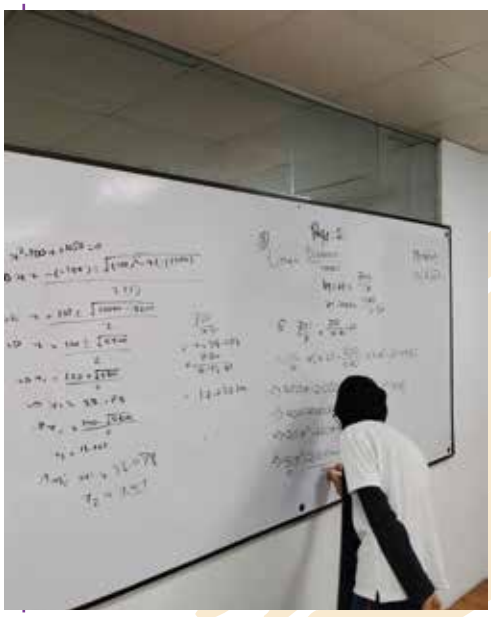











During Health Awareness Week, Grade 8 students explored how mathematics supports healthier lifestyles by tracking their sleep and screen time, calculating statistical measures, and analyzing sodium percentages on food labels. In another math lesson, students applied quadratic equations to real-world scenarios, modeling problems algebraically and using the quadratic formula to find exact solutions. These activities highlighted how mathematical concepts connect to everyday decisions, measurements, and travel times.

High School















As part of the Nutrition 120 course, students explored the evolution of Canada's Food Guide through a poster presentation.

They learned how the Food Guide has changed over time in response to new nutrition research, health concerns, and changing eating habits. They explored different historical versions of the guide and identified how recommendations for healthy eating have evolved. Through the poster presentation, students developed their research, communication, and presentation skills while connecting nutrition guidelines to health and well-being.

This activity helped students understand how nutrition recommendations can change over time and why it is important to make informed food choices.









Grade 10 students took turns at the whiteboard to master real-world trigonometry. By setting up right-angled triangles, they solved for unknown heights and distances using tangent, sine, and cosine ratios. Working out each step on the board helped them see how these math concepts apply to practical surveying and navigation. It was an engaging, hands-on session that built strong confidence in applying math beyond the textbook.









Grade 12 students connected advanced mathematics with human health by creating "Advanced Health Analytics" posters for Health Awareness Week. Using exponential decay formulas, they calculated how caffeine clears from the bloodstream and discovered how much lingers at bedtime to disturb sleep. They also plotted normal distribution curves and calculated z-scores to evaluate student daily step counts against population averages. It was an inspiring demonstration of how calculus and statistics help us make smarter, evidence-based wellness choices.











Field Trip Experience – Exploring Our Local Waterways

Our Grade 10 and 12 Environmental Science students had a special field trip to nearby water areas where they had the opportunity to observe real-life pollution challenges in our environment. This experience is designed to connect classroom learning with the realities of our community, helping students see firsthand how human activities affect water quality and ecosystems.

This activity is not only about science—it is about responsibility and action. By seeing the pollution themselves, students will better understand the importance of protecting our environment and will be encouraged to take part in spreading awareness through essays, posters, and community initiatives.

This was an interdisciplinary project integrating Environmental Science with English, Humanities, Math and ICT. Students had the added advantage of not just learning facts, but also learning how to apply knowledge across disciplines to tackle complex environmental problems.

We believe this trip will be a powerful reminder that every small action matters—whether it's reducing plastic use, participating in clean-up drives, or educating others. Together, we can make a difference. It also nurtures critical thinking, empathy, and innovation, making them better equipped to tackle global challenges.

Thanks to all students for their enthusiastic participation to study environmental science in real life context and create awareness in both local and global context.















Democracy in Display: Grade 10 Civics Collage Project

Our Grade 10 Civics students recently brought Canadian democracy to life through a hands-on collage activity! Working step-by-step, each student created a series of six visual collages covering key parliamentary themes—from the roles of the Prime Minister and Cabinet to citizen participation and representation in the House of Commons.

After assembling all six collages onto poster boards, students took the stage to present their artwork and insights to the class. It was a fantastic showcase of visual creativity, research, and confident public speaking!















During "The Classroom Object & Snack Investigation," students collected both qualitative (descriptive and sensory) and quantitative (numerical and measurable) data using everyday items like packaged snacks or fruit. Using tools such as rulers or scales alongside colored pens and paper, they organized and presented their findings in a structured data table.









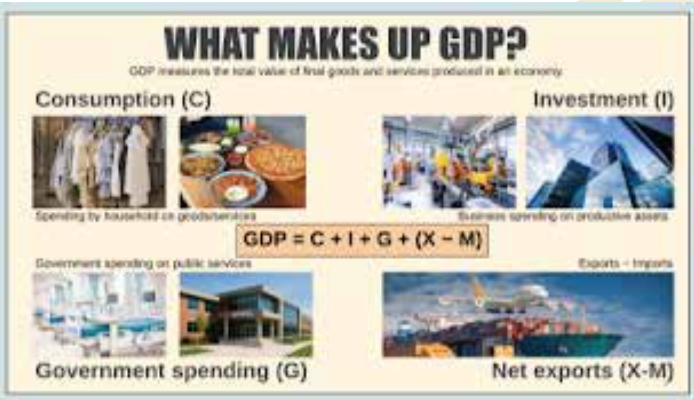



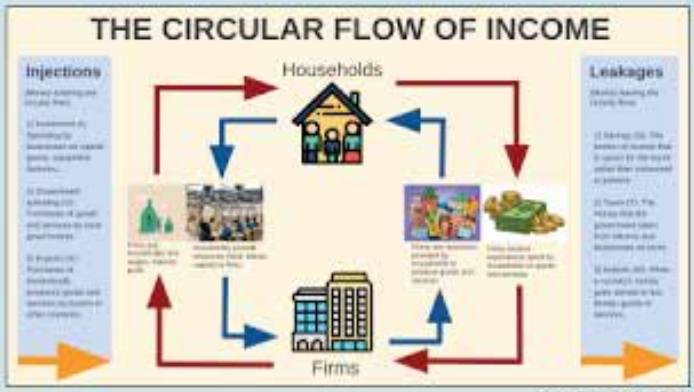



By: Duong Cam Nga - Grade 12









Wasil Ahmed Econ 12

Bringing National Income to Life! Grade 12 Economics students participated in a creative National Income Collage-Making Project. Students explored concepts such as GDP, its components, economic growth, and the limitations of GDP as a measure of living standards through visually engaging collages. The activity encouraged students to connect economic concepts with real-life examples while developing their creativity, analytical thinking, and understanding of economic indicators.

IEP









Mixed-Up Colors Activity | Learning Through Play

Through this engaging activity, Afraz explored and identified mixed-up colors using visual cues and gentle guidance. This activity supported color recognition, attention, matching skills, and cognitive development while making learning fun and meaningful.

ICT



What happens when a still picture starts to move? That is animation!

Animation is the technique of making images seem alive by showing movement.

Our Grade 3 and 4 students had an exciting computing class on creating animation.

First, the students learned how to search for a suitable picture and download it safely.

They then learned the basic steps for uploading a photo to an animation website.

After following the instructions step by step, they watched their pictures start to move.

I demonstrated the process with just one picture, and the students then tried two or three more on their own.

Their enthusiasm shows how much they enjoy this topic and their computing class.

Well done to all our young animators!



Our Grade 5 and 6 students have begun their exciting journey into C programming.

In the first class, they learned how to download and set up the software. They then wrote their very first simple program in C. In the second class, they moved on to slightly deeper concepts and more advanced code. Their curiosity and eagerness to learn were clear throughout both sessions. We are proud of these young programmers and look forward to more coding adventures!

Bangla







Learning Bangla Through Role-Play: The Story of Titumir

Students of Grades 5 and 6 explored the story of Titumir from their Bangla textbook through an engaging role-play activity. By acting out the characters together, students brought the story to life, discovered Titumir's bravery and leadership, and learned about his contribution to history. The activity made learning fun, interactive, and memorable while helping students develop their speaking skills, creativity, teamwork, and confidence.















Celebrating Love for Our Motherland Through Poetry

Grade 7 and 8 students explored the poem "Jonmobhumi" by Rabindranath Tagore and creatively designed posters inspired by the poem. Through their artistic expressions, they beautifully reflected their love, respect, and deep affection for their motherland. This engaging activity helped students appreciate the beauty of Bengali poetry and strengthen their sense of patriotism through art and literature.

Sports











During Health and Nutrition Week, Grade 5 and 6 students participated in yoga and stretching exercises during their PE class to promote health and well-being. They also had an engaging discussion about healthy and unhealthy foods and the importance of maintaining a healthy lifestyle. The students enjoyed both the exercises and the discussion while learning how to take care of their bodies. This activity helped them understand the importance of healthy habits and encouraged them to lead a healthier lifestyle in the future.

Health and Nutrition Week





Healthy Bites, Happy Hearts!

As part of our Health and Nutrition Week, our little learners from EC, JKG, KG, and Grade 1 enjoyed healthy snacks while learning the importance of nutritious eating. Through this joyful activity, they also practiced sharing, caring, and enjoying food together.








On the occasion of Health and Nutrition Day, Grade 1 students participated in a creative badge-making activity. Related to their English textbook lesson, students learned about the importance of badges and why they are worn. They enjoyed designing and making their own colourful badges while learning through creativity and hands-on experience.






As part of Healthy and Nutrition Week, our Grade 1 learners participated in a fun and engaging Healthy Balanced Plate activity! They coloured and explored different food groups while creating their own balanced diet plates. Through this hands-on activity, they learned about the importance of including a variety of healthy foods in their daily meals to stay strong, active and healthy. Our little learners are taking their first steps towards building healthy eating habits!















For the Health and Nutrition Week, Grade 1 students created this vibrant visual chart to learn about healthy food and essential food groups—including fruits, vegetables, dairy, protein, whole grains, and water. Through this activity, they can learn how different foods help them grow strong, give them energy, and keep their bodies healthy every day.







For the Health and Nutrition Week, Grade 1 students also learned essential first aid skills to stay safe and help others during minor injuries. Through this hands-on activity, they explored what belongs in a first aid kit and practiced basic steps for cleaning and caring for small cuts and scrapes.







Grade 3 students explored the Food Pyramid to learn about different food groups, their nutritional benefits, and the importance of eating a balanced diet. Through engaging classroom discussions and activities, students discovered how carbohydrates, fruits, vegetables, proteins, dairy products, and healthy fats help our bodies grow, stay active, and remain healthy.

The students worked collaboratively to create a colourful Food Pyramid for the classroom display. Through this creative activity, they identified different food groups, explored their nutritional benefits, and learnt about the importance of balanced meals and appropriate daily servings to help maintain overall well-being.









Grade 4 students had a fun and delicious hands-on learning experience! They prepared a fresh avocado dip, made jhal muri and served chips as a side dish.

Through this activity, students learned to identify healthy and unhealthy foods and discovered why making healthy food choices is important for a strong and healthy body.
Learning about healthy choices—one delicious bite at a time!







Taseen worked on a food plate drawing. He identified which foods are healthy and then coloured them with the teacher. Through this activity he learned about healthy eating and the importance of balanced meals.





Taseen and Ahsan have successfully completed the second part of their Healthy Food and Nutrition project. Each of them conducted a survey with 10 classmates and friends, asking about the snacks and lunch items they bring to school. They collected data on how many students chose healthy food versus less healthy options and presented their findings in a pie chart. This activity helped them apply research skills, analyse real-life eating habits, and visually represent their results.









Taseen has successfully completed his Healthy Food & Nutrition Menu project. He carefully finished the menu, including a variety of healthy food items. Each item is paired with positive words that highlight the benefits of good nutrition. His work shows care, and learning about healthy eating.








Health & Nutrition Week: Learning, Sorting and Promising!
Our Grade-1 students first learned which foods are good for health and which are not. Then they put that knowledge to work by sorting each food into the correct basket. Rice, fish, eggs, milk and bread went into healthy foods. Fries, chips, pizza and fizzy drinks went into unhealthy foods. Completing this project has taught them so much about healthy eating. They have also promised to follow these habits at home, not just this week. Small choices every day build a healthier tomorrow!



