



# MONTHLY Newsletter

CANADIAN INTERNATIONAL SCHOOL BANGLADESH

Volume 20, Issue 9

May 2026

## Mission

“Through the promotion of academic excellence, CISB strives to develop individuals for our society who, through understanding, tolerance, and respect, will help to create a better world community. We aim to create a safe place where children become lifelong learners, where excellence is tempered with compassion, and where success is moderated by spiritual understanding.”

## Vision

“Betterment of Self for Society”



## Important Dates:

June 18: Graduation ceremony  
June 30: Report Card Day

June 17-25: Grade 1-12 Final Exams





CISB students had a wonderful and memorable visit to Fortis Downtown Resort!

Students enjoyed exploring the beautiful surroundings and experiencing the excellent facilities offered by the resort. From recreational activities and open green spaces to delicious food and a refreshing environment, the trip was filled with fun, learning, and excitement.

The visit provided students with an opportunity to relax, bond with friends and teachers, and create unforgettable memories outside the classroom.

# Monthly Assembly

## Grade 6-9











From dreams to determination, our Grade 6, 7, and 9 students lit up the stage with an inspiring drama on the life of Cristiano Ronaldo.

Through powerful storytelling, they portrayed his journey from a humble background to global success—highlighting the values of hard work, resilience, and passion for one’s dreams. The assembly also brought excitement for the upcoming FIFA World Cup, while reminding us of the importance of unity both on and off the field. A truly motivating performance that left everyone inspired!

An interactive audience session followed, where students shared their reflections on what they learned from the drama, making the experience even more meaningful and engaging. The program concluded with a certificate ceremony, where students were recognized for their Learner Attributes—celebrating their growth, effort, and positive values.

# Preschool





Our Kindergarten students explored the joyful story "One Day in the Eucalyptus, Eucalyptus Tree" and used their creativity to create their own version, "One Day in the Mango, Mango Tree." As part of a fun classroom challenge, students designed colorful posters on large sheets, adding their own pictures, rhyming words, and exciting sound effects in speech bubbles.

The young learners also enjoyed coloring a beautiful train scenario and writing simple sentences about the picture using their own ideas and imagination.

These engaging activities helped develop their imagination, storytelling, creativity, and early writing skills while making learning fun and meaningful. We are proud of our young storytellers and writers for their wonderful work and enthusiastic participation!





In their lively PE class, the preschool students dive into the refreshing pool, giggles and laughter echoing all around them. The warm sun beats down on a hot day, but their splashes create a delightful escape as they swim, paddle, and play together. Joy fills the air as they help each other float and practice their strokes, cheering on their friends with endless enthusiasm. Each moment is filled with pure enjoyment, as their carefree spirits and the thrill of swimming bring relief from the heat, creating unforgettable memories of friendship and fun.

## Grade 2





The Grade 2 students participated in a fun and creative project on calligrams and mnemonics. This activity helped them explore language in an exciting and meaningful way.

In the calligram activity, students created words or sentences in the shape of their meaning. For example, they wrote the word "snake" in a curvy shape or "sun" in a circular form. This helped them understand how words and pictures can be connected. It also improved their creativity, handwriting, and imagination.

# Grade 3





Our amazing Grade 3 students recently took part in a fun and creative two-team competition! The challenge? Research a recipe and prepare it all by themselves—and they did not disappoint!

Team Boys impressed everyone with their delicious sausage sandwiches while Team Girls wowed us with their fresh and tasty avocado dip with chips. From planning to preparation, the students showed teamwork, confidence, and great effort throughout the activity. We are so proud of their creativity and independence!

Well done to both teams for making this such a memorable and enjoyable experience!





### Grade 3 Science Fun: Day & Night Experiment!

Our Grade 3 students explored how day and night happen using a globe and a flashlight as the Sun. They discovered that as the Earth spins, some countries have daytime while others have nighttime.

At one moment, they observed:  
Saudi Arabia (daytime) and USA (nighttime)


A simple experiment that made a big idea easy to understand—learning can be fun!





Grade 3 students showcased their creativity with 3D projects on the Stages of Sleep! Each box size represented the duration of sleep stages, making learning both visual and fun.

They also delivered confident group presentations, highlighting teamwork and understanding. So proud of their effort and creativity!



## Grade 4



### Grade 4 Science Takes Flight!

Grade 4 students explored the fascinating concept of air resistance through hands-on parachute experiments. Using a variety of materials and parachute sizes, they investigated how air resistance affects the speed at which objects fall. Students discovered that larger parachutes experience greater air resistance and therefore descend more slowly, while smaller parachutes fall faster.

The classroom became a hub of creativity, teamwork, and scientific inquiry as students predicted outcomes, conducted fair tests, and carefully observed their results. Through this engaging investigation, they learned how scientists test ideas and gather evidence, while developing a deeper understanding of forces and motion. Most importantly, they had great fun learning through experimentation.






Grade 4 students, with support from Grade 5 students, explored air resistance and the forces that affect movement through a fun paper airplane investigation. Students designed and tested different airplane models, observing how shape, size, and balance influenced flight.

Through this hands-on activity, students learned about thrust, gravity, lift, and air resistance. They discovered how different designs affected performance and developed their scientific thinking by making predictions, testing ideas, and working collaboratively.



Grade 4 students explored the fascinating world of magnets through hands-on investigations. They tested different classroom objects to discover which materials were attracted to magnets and learned that materials containing iron, steel, nickel, or cobalt are magnetic.

Students also explored magnetic fields and the two poles of a magnet, observing how opposite poles attract and like poles repel. By making predictions, testing objects, and recording results, they developed important scientific skills while enjoying a fun and engaging learning experience.



Grade 4 students explored magnets and the Earth's magnetic field through exciting hands-on Science activities. They learned that magnets have north and south poles and observed how opposite poles attract while like poles repel.

To extend their learning, students created simple compasses by magnetising needles and floating them on water. They were fascinated to see the needles naturally point north and south, helping them understand how compasses work and how the Earth acts like a giant magnet.

## Grade 5



From textbooks to real-world application, our Grade 5 students spent the afternoon investigating the mechanics of reflection. With the lights dimmed and lasers active, the classroom became a laboratory where students measured angles and recorded data, proving that the best way to learn science is to see it in action.

## Grade 6



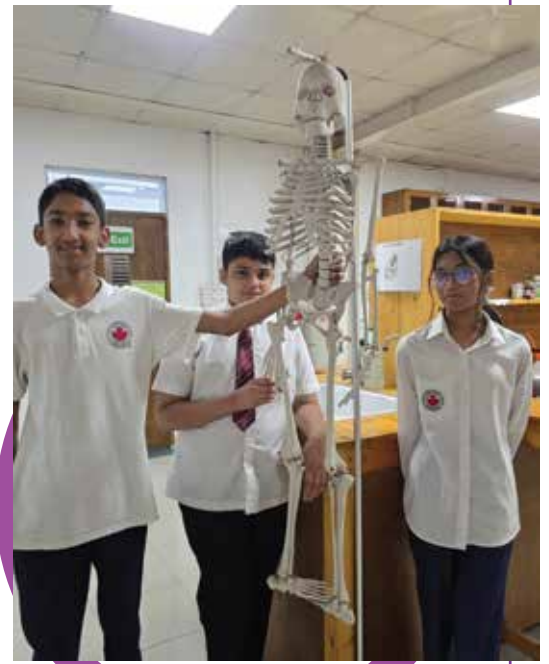
Grade 6 students became little scientists as they explored how to spot chemical reactions in action. They saw exciting changes like fizzing gas, temperature changes, and even mysterious solid "precipitates" forming when different substances were mixed. Through hands-on reactions like baking soda with vinegar and magnesium with acid, they discovered that chemistry is full of surprising and visible transformations!





Grade 6 students selected renowned legendary icons such as Spiderman, Donald Trump, Adolph Hitler & Cristiano Ronaldo and prepared speeches representing these famous personalities. They also created 3D models related to their chosen figures and presented them during their English class. This activity not only enhanced their understanding of speech structure and presentation skills but also encouraged creativity through the use of colour and artistic design in their 3D models. The students participated with great enthusiasm and thoroughly enjoyed the experience.





## Grade 7



Our Grade 7 students took part in an engaging lab activity to observe the human skeleton. Through hands-on learning, students identified major bones of the human body and explored how the skeletal system provides support, protection, and movement. The activity helped them strengthen their understanding of human body structure in an interactive and enjoyable way.




Grade 7 students wrote creative stories of more than 250 words in which they selected and described a particular object. As part of the activity, they also designed and created 3D models of their chosen objects. This assignment encouraged students to enhance their creative writing skills while also incorporating artistic expression and colourful presentation through their 3D models. The activity provided an engaging learning experience that combined imagination, storytelling, and creativity.



Grade 7 students selected renowned legendary icons such as Spiderman, Donald Trump, Adolph Hitler & Cristiano Ronaldo and prepared speeches representing these famous personalities. They also created 3D models related to their chosen figures and presented them during their English class. This activity not only enhanced their understanding of speech structure and presentation skills but also encouraged creativity through the use of colour and artistic design in their 3D models. The students participated with great enthusiasm and thoroughly enjoyed the experience.

## Grade 9



Our Grade 9 students recently stepped into the lab to explore one of the most interesting ideas in physics—how matter changes from one state to another. By gently heating ice and recording temperature at regular intervals, they were able to create their own heating curve of water.



What made the experiment especially engaging was seeing those unexpected moments where the temperature stopped rising, even though heat was still being applied. These “plateaus” sparked curiosity and helped students how energy is used not just to increase temperature, but to transform ice into water and water into vapor.

# THE THREE SECTORS OF AN ECONOMY

An economy has three sectors. They are connected and depend on each other.



# SECTORS





The Grade 9 students recently showcased their understanding of a fundamental concept in Economics through an engaging one-slide presentation on the Different Stages of Production. With creativity and clarity, students highlighted how goods and services move through the primary, secondary, and tertiary stages before reaching consumers.


The presentations reflected enthusiasm, originality, and a growing awareness of how production processes shape the economy. It was truly impressive to see young learners connecting classroom knowledge with the real world in such a meaningful way.



Our Grade 9 students participated in a hands-on lab activity on measuring blood pressure.

Students learned how to correctly use the equipment, observe systolic and diastolic readings, and understand the importance of monitoring blood pressure for maintaining good health. The activity helped them develop practical scientific skills while connecting classroom learning to real-life health applications.





Through the poster presentation on transmission of pathogens, our Grade 9 students explored a variety of diseases such as measles, dengue, and cholera. They developed a strong understanding of how these diseases are caused, how they spread (through air, water, contact, or vectors), and the importance of effective prevention methods. This activity helped them connect scientific concepts to real-life health situations while also building their research, creativity, and presentation skills. It was wonderful to see them gain meaningful awareness about disease prevention and public health.





Grade 9 students investigated how different levels of physical activity affect heart rate by measuring their pulse at rest, after yoga, and after playing football. They observed that the pulse rate increases with more intense activity, helping them understand how the heart works harder to supply oxygen to the body. By comparing calm (yoga) and vigorous (football) activities, they learned how fitness and exercise intensity influence cardiovascular response. The activity made the concept of heart function more real, measurable, and engaging.






Learning mathematics becomes truly meaningful when students can connect it to the world around them—and our Grade 9 students did exactly that through their Circle Theorems Project.

Through teamwork, creativity, and mathematical thinking, students designed engaging presentations that brought important circle theorems to life. Using clear diagrams, real-life examples, and thoughtful explanations, they demonstrated how circles can be found all around us—from wheels and clocks to sports fields, architecture, and everyday objects.

It was wonderful to see students presenting with confidence, sharing ideas, and transforming mathematical concepts into something visual, practical, and enjoyable. Their enthusiasm, effort, and attention to detail made this project a great success.

We are proud of the hard work and dedication shown by every group. Well done, Grade 9!




Evaluative Skills: Grade 9 students selected an extract consisting of four or more paragraphs and created an evaluative poster based on it. In their posters, they demonstrated critical thinking and analytical skills by identifying the strengths, weaknesses, and possible improvements of the chosen extract. They also illustrated the content of the extract through creative drawings and visual representations. This activity helped students develop a deeper understanding of how to analyse and evaluate a piece of writing, thereby enhancing their own writing skills. At the same time, the colourful and creative nature of the task made the learning process both engaging and enjoyable for the students.




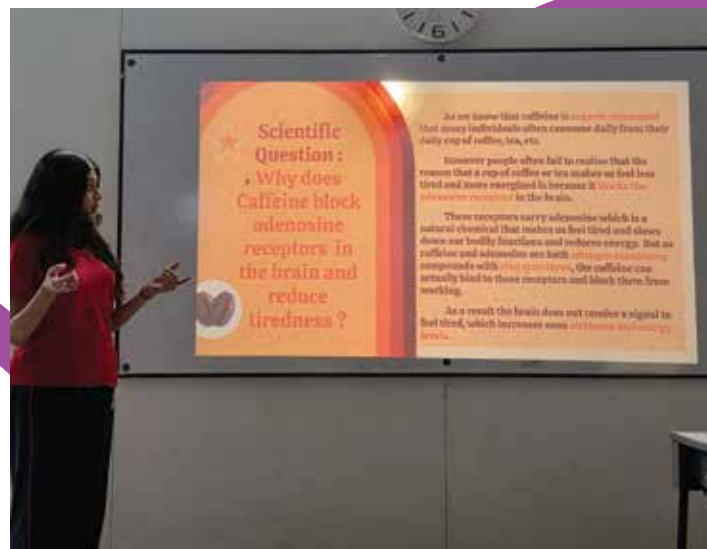

## Grade 11



Grade 11 students explored the 3D structures of organic compounds using ball-and-stick model kits, helping them visualize how atoms bond and arrange in space. They gained a deeper understanding of molecular geometry, bond angles, and the differences between structural isomers. By physically building molecules, they connected abstract concepts like hybridization and spatial arrangement to real, tangible models. Overall, the activity made organic chemistry more interactive, engaging, and much easier to grasp.



Grade 11 students investigated how increasing carbon chain length influences the boiling points of alcohols, using methanol, ethanol, and 2-propanol. They observed a clear trend of rising boiling points with increasing molecular size, which they explained in terms of stronger London dispersion forces alongside hydrogen bonding. This experiment reinforced key concepts related to intermolecular forces and their impact on physical properties.



Grade 11 students explored real-world applications of Organic Chemistry by designing their own scientific questions and technological problems. They investigated how organic compounds are used in areas like medicines, fuels, and biodegradable materials, while analyzing the chemistry behind these applications. This activity encouraged critical thinking, creativity, and the ability to connect classroom concepts to real-life challenges. It was exciting to see students think like young scientists and innovators!





Our students recently took on an exciting "Real Estate Developer Challenge," where mathematics came alive beyond the classroom. Working as young architects, engineers, financial planners, and sales professionals, they designed apartment projects, created scaled blueprints, analysed market data, calculated costs and profits, and presented their ideas with remarkable confidence and creativity.

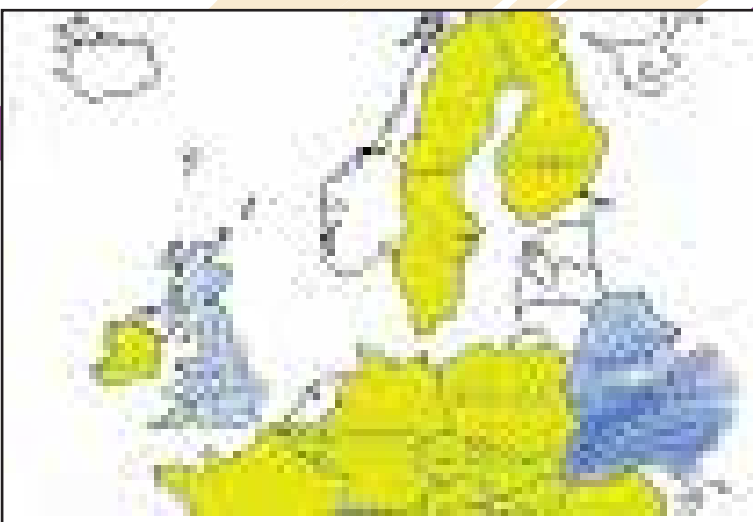
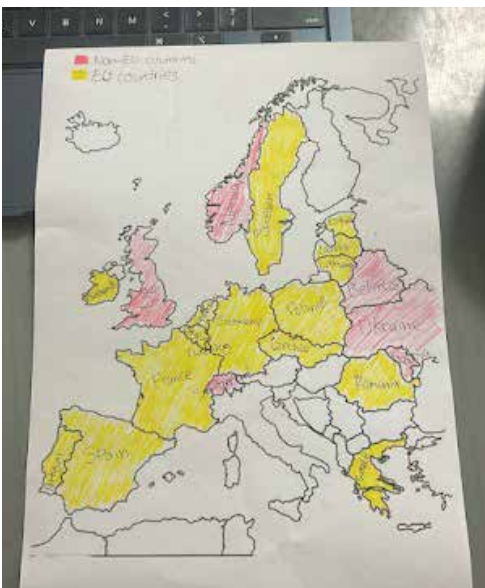
This project beautifully showcased how mathematics connects with real-life problem-solving, innovation, collaboration, and entrepreneurship. We are incredibly proud of our students for their dedication, professionalism, and the outstanding creativity they brought to every stage of this challenge.



### "Logos that Speak, Slogans that Stick"

Students explored Product in the 7 P's of Marketing Mix through a creative collage activity. By compiling brand logos and slogans, they analysed how identity and messaging influence consumer perception and product positioning.

The activity combined creativity with concept clarity, as students presented their ideas and linked them to real-world marketing strategies—bringing branding to life in the classroom.




**Mapping Europe: EU vs Non-EU**  
 A map-making activity in Grade 11 Economics focused on identifying and distinguishing countries within the European Union and those outside it. The exercise enhanced geographical awareness while helping build a clearer understanding of economic integration, trade relationships, and regional cooperation. It also encouraged precision, creativity, and analytical thinking.



A Chart-Making Group Activity was conducted in Grade 11 English as an engaging recap of tenses and their types. Students worked collaboratively in groups to design informative charts covering all 12 tenses, including their structures and relevant examples.

The activity encouraged active participation, creativity, and peer learning, helping students reinforce their understanding of tense formation and usage. By visually organizing concepts, learners were able to better differentiate between various tenses and apply them accurately in context.

Overall, the session was interactive and effective in strengthening grammatical concepts while promoting teamwork and presentation skills.



### Population in Perspective

A chart-making activity on population pyramids explored age-sex distribution across countries, highlighting different demographic structures through creative visual representation.

This hands-on activity encouraged creativity, and critical thinking, helping students connect theoretical concepts with real-world population trends.

# IEP



Grade 7 students with learning support enthusiastically collected data for their Math assignment by interviewing students from different grades about their favorite food and sports. Using the collected information, they learned how to find the median and mode and also created bar charts for better understanding and visual representation of data. It was a wonderful hands-on learning experience that helped them build confidence in communication, teamwork, and practical math skills in a fun and meaningful way.





## Parts of a Plant

The child is learning about the parts of a plant through observation and hands-on activities. He is exploring roots, stems, leaves, flowers, fruits, and seeds to understand how plants grow and live.

Learning the parts of a plant through fun and interactive activities.

# Bangla



Grade 4 & 5 students creatively presented posters based on the poem "Maa" written by Kazi Nazrul Islam. Through this engaging Bangla lesson, students explored the deep love, care, and sacrifices of a mother. They enjoyed reciting and understanding the poem and were able to express its main theme beautifully through their artwork and presentations. This activity enhanced their creativity, comprehension skills, and emotional connection with the poem.